
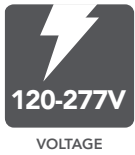



T5 RETROFITS

BALLAST COMPATIBLE - TYPE A - DOUBLE-ENDED POWER

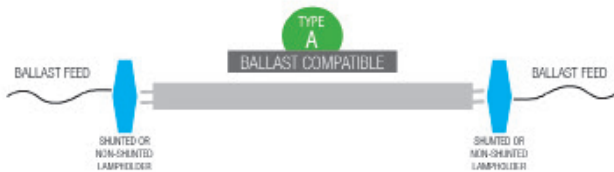


easiest installation



works on
program start
ballasts

- 11W & 25W models.
- Available in 2ft & 4ft lengths.
- 3000K, 3500K, 4000K & 5000K color options.
- Beautiful uniform illumination from our glass construction.
- Frosted lens softens the light output.



PART #	UPC	REPLACES	WATTAGE	LUMENS	CCT (K)	BASE	LENGTH	QUICK SHIP	DLC CODES
LED-11T5HO-835BC24-G3	844006023089	24W	11W	1350	3500K	G5	2 FT	●	N/A
LED-11T5HO-840BC24-G3	844006023096	24W	11W	1400	4000K	G5	2 FT	●	N/A
LED-11T5HO-850BC24-G3	844006023102	24W	11W	1400	5000K	G5	2 FT	●	N/A
LED-25T5HO-835BC48-G3	844006023126	54W	25W	3300	3500K	G5	4 FT	●	PLKMDDFUXU35
LED-25T5HO-840BC48-G3	844006023133	54W	25W	3500	4000K	G5	4 FT	●	PLJ5LP8WMFIF
LED-25T5HO-850BC48-G3	844006023140	54W	25W	3500	5000K	G5	4 FT	●	PLW51XHGD6VH


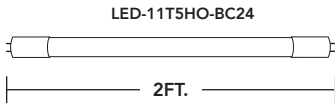
* All models intended to replace T5 fluorescent lamps of the same length.



FOR PRODUCT INFO ("LED" MODEL #) CONTACT.....Light Efficient Design • 188 S. Northwest Highway • Cary, IL 60013 • 847.380.3540 • led-llc.com
 FOR PRODUCT INFO ("RP" MODEL #) CONTACT.....RemPhos by Light Efficient Design • 30 Log Bridge Road, Building 200 • Middleton, MA 01949 • 877.997.3674 • remphos.com

05.02.19 Information is subject to change without notice.

T5 RETROFITS BALLAST COMPATIBLE - TYPE A



PART NUMBER BUILDER

MFR	WATTAGE	PRODUCT	CCT	TECHNOLOGY	LENGTH (IN)	GENERATION
LED		T5HO		BC		G3
	11 25		830=3000K/85CRI 835=3500K/85CRI 840=4000K/85CRI 850=5000K/85CRI		24 48	

ORDERING EXAMPLE
LED-11T5HO-840BC24-G3

